

PILOT 160

UP TO 50CM ICE CAPABLE STEEL PILOT BOAT



PILOT 160

UP TO 50CM ICE CAPABLE STEEL PILOT BOAT

Main dimensions

Lenght overall: 16 m
Breath: 5,30 m
Draught: 2,40 m
Displacement: 58 t
Power: 600 kW
Speed: 10 Kn
Range (estimated): 400 Nm
Capacity: 6 persons

Material & construction

Steel & Marine aluminium

Ambient conditions

Air: -5°/ +35° C
Seawater: -1°/ +32° C

Tank capacities

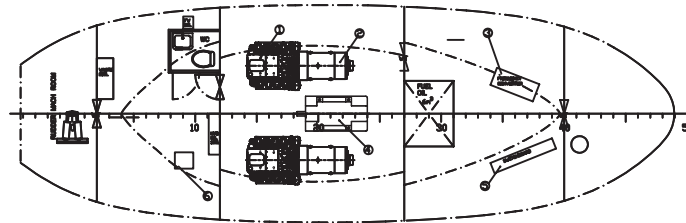
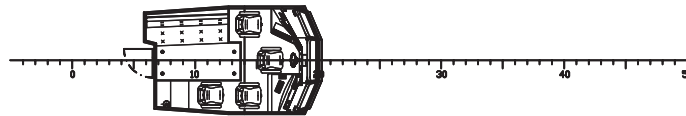
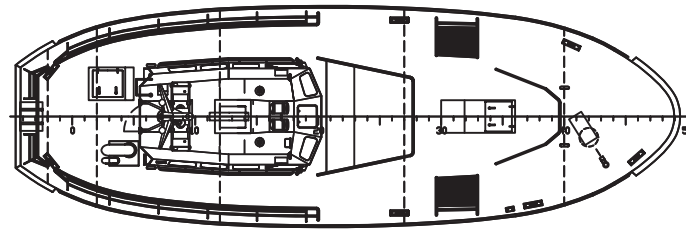
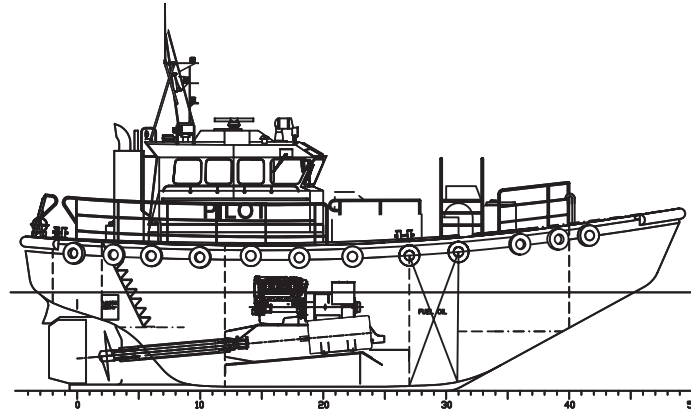
Fuel: 6000 l
Water: 350 l
Waste: 350 l

Propulsion concept

Main engine: MTU 12V2000M60 or Electric
Motor - 600kW with 2 x Scania
D16 engines
Gearboxes: Type ZF or equivalent
Propulsion: Single FPP
Propulsion concept: Diesel-electric

Users

Estonian Pilot, Riga Harbour Pilot (Latvia),
"Delta Pilot" Ukraine



BALTIC WORKBOATS AS: NASVA HARBOUR, NASVA
KAARMA V, SAARE MK 93872, ESTONIA
T: +372 45 21140 F: +372 45 21145
info@bwb.ee www.balticworkboats.ee